



22-Up Toyota Tundra Crew Cab Overland Steps

Thank you for choosing Rough Country for all your vehicle needs.

Please read instructions before beginning installation. Check the kit hardware against the kit contents shown below. Be sure you have all needed parts and know where they go.

If question exist, please call us @1-800-222-7023. We will be happy to answer any questions concerning this product. Check all fasteners for proper torque. Check to ensure for adequate clearance between all components. Periodically check all hardware for tightness.

KIT CONTENTS:

- Driver Side Step x1
- Pass Side Step x1
- Front Brackets x2

Rear / Center Brackets x6

TOOLS NEEDED:

13mm Wrench or Socket

HARDWARE INCLUDED:

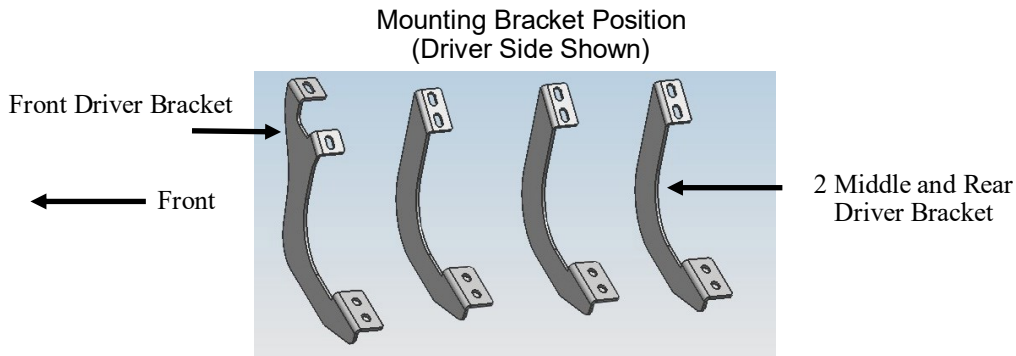
- 8mm T-Bolt x8
- 8mm Lock Washer x24
- 8mm Flat Washer x32
- 8mm Lock Nut x8
- 8mm x 30mm Hex Bolt x24



Torque Specs:

Size	Grade 5	Grade 8	Size	Class 8.8	Class 10.9
5/16"	15 ft/lbs	20ft/lbs	6MM	5ft/lbs	9ft/lbs
3/8"	30 ft/lbs	35ft/lbs	8MM	18ft/lbs	23ft/lbs
7/16"	45 ft/lbs	60ft/lbs	10MM	32ft/lbs	45ft/lbs
1/2"	65 ft/lbs	90ft/lbs	12MM	55ft/lbs	75ft/lbs
9/16"	95 ft/lbs	130ft/lbs	14MM	85ft/lbs	120ft/lbs
5/8"	135ft/lbs	175ft/lbs	16MM	130ft/lbs	165ft/lbs
3/4"	185ft/lbs	280ft/lbs	18MM	170ft/lbs	240ft/lbs




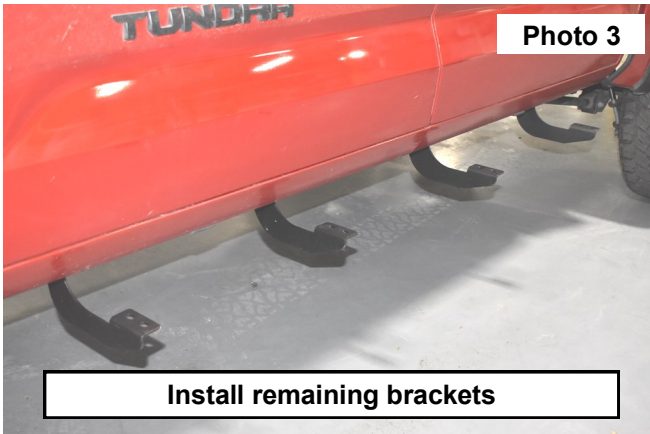


INSTALLATION INSTRUCTIONS

1. Remove stock steps if installed. Stock hardware will not be reused.
2. Refer to the illustration above and install the front bracket in the factory mounting holes on the driver side using the supplied 8mm bolts, lock washers, and flat washers. **See Photo 1.** Tighten using a 13mm wrench / socket.
3. Place the remaining three brackets in position on the factory mounts. **See Photo 2 & 3**



4. Place the steps on the step brackets and line up the mounting plates on the steps and brackets. Place the nut plate in the mounting plates on the steps and secure using the supplied 8mm bolts, lock washers, lock nuts and (4) flat washers for each bolt plate. Tighten with a 13mm wrench. **See Photo 4.**



5. Repeat for passenger side of the vehicle.
6. Periodically check and tighten hardware.

By purchasing any item sold by Rough Country, LLC, the buyer expressly warrants that he/she is in compliance with all applicable, State, and Local laws and regulations regarding the purchase, ownership, and use of the item. It shall be the buyers responsibility to comply with all Federal, State and Local laws governing the sales of any items listed, illustrated or sold. The buyer expressly agrees to indemnify and hold harmless Rough Country, LLC for all claims resulting directly or indirectly from the purchase, ownership, or use of the items.

