

92RS10900

ROUGH COUNTRY
SUSPENSION SYSTEMS®**RS109BAG2**27.11
(688.7 mm)

Winch Carrier for 2" Receiver

Thank you for choosing Rough Country for all your suspension needs.

Rough Country recommends a certified technician install this system. In addition to these instructions, professional knowledge of disassemble/reassembly procedures as well as post installation checks must be known. Attempts to install this system without this knowledge and expertise may jeopardize the integrity and/or operating safety of the vehicle.

Please read instructions before beginning installation. Check the kit hardware against the product layout and kit contents information on back page of these instructions. Be sure you have all needed parts and know where they go. Also please review tools needed list and make sure you have needed tools.

TOOLS NEEDED:

9/16" Socket
9/16" Wrench



Kit Contents:

1-Winch Carrier
4-Carrier Handle Mounts
2-Handles
1-RS109BAG
12-3/8" x 1.0" Bolts
8-3/8" Flange Locks
4-3/8" Lock Washers
12-3/8" Flat Washers


**RC**
ROUGH COUNTRY

Assembly Instructions

1. Place the base of the winch carrier on the floor or table with the bends facing up.
2. Align the two holes on the winch carrier and the handle mounting bracket and insert 3/8" x 1" bolt, washer, and flange nut. Make sure the bracket is on the outside of the carrier base. Hand tighten. **See Photo 1.**
3. Install handle mounting bracket on the opposite side. **See Photo 2.** Hand tighten.



4. Slide the handle between the two mounting brackets in insert the 3/8" x 1.0" bolt, washer, and lock washer on each side. **See Photo 3.** Tighten all bolts with a 9/16" socket and wrench.
5. Repeat steps 2-4 on opposite side. **See Photo 4.**
6. Use the supplied instructions and hardware to bolt your winch and roller fair lead to the carrier.



MAINTENANCE INFORMATION

It is the ultimate buyers responsibility to have all bolts/nuts checked for tightness after the first 100 miles and then every 1000 miles. Wheel alignment steering system, suspension and driveline systems must be inspected by a qualified professional mechanic at least every 3000 miles.

By purchasing any item sold by Rough Country, LLC, the buyer expressly warrants that he/she is in compliance with all applicable Federal, State, and Local laws and regulations regarding the purchase, ownership, and use of the item. It shall be the buyers responsibility to comply with all Federal, State and Local laws governing the sales of any items listed, illustrated or sold. The buyer expressly agrees to indemnify and hold harmless Rough Country, LLC for all claims resulting directly or indirectly from the purchase, ownership, or use of the items.

Visit us on the web @ www.roughcountry.com for your off road needs.

Thank you for choosing Rough Country for your suspension needs.

